

## Process for Regional Award nomination

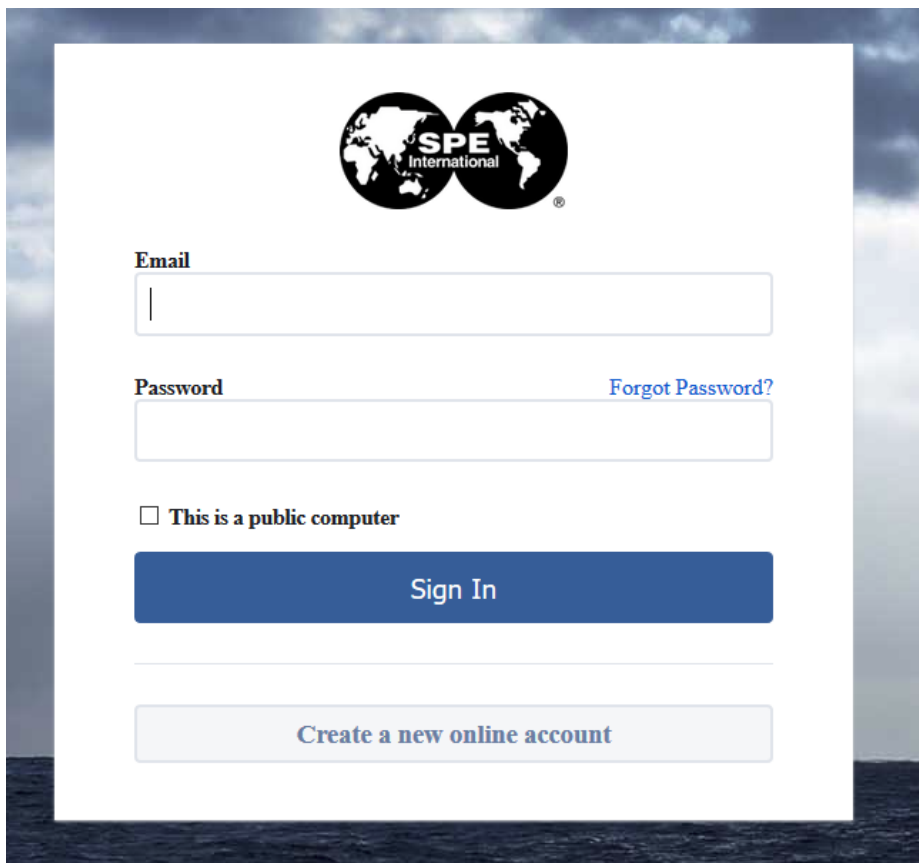
1. Go to <https://www.spe.org/awards/>. You will see the below button to nominate for a regional award.


## Regional Awards

Nominate for a  
Regional Award

Regional and section awards recognize members who contribute exceptional service and leadership within

2. You will be prompted to enter your SPE login details, if you do not know your login details please email [service@spe.org](mailto:service@spe.org).





Email

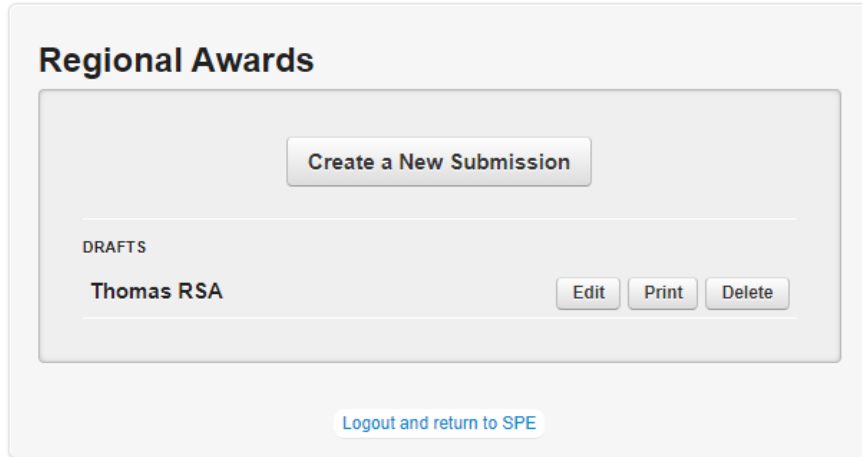
Password [Forgot Password?](#)

This is a public computer

Sign In

Create a new online account

- Once you sign in you will see the **Create a New Submission** button. Click it to start a new nomination. If there are nominations you have not yet submitted, you can click edit to complete them.



- You will then be taken to the nominate window. You will select the award you want to nominate someone for and then either their first and last name OR email address. You can also limit the search to the country.

**Nominate a Colleague for an Award**

Select the award and use the selections below to find the person you want to nominate.

**PLEASE NOTE:** To submit a nomination, your SPE password must be at least 8 characters, including one number, one uppercase letter, and one lowercase letter.

If you need to update your SPE password to meet these conditions, [get password assistance](#).

REGIONAL ▾ [select an award] ▾

- search by -

Email address [Email address of Nominee]

**OR**

First Name [First(Given) Name]   
**AND/OR**  
 Last Name [Last(Family) Name]

- limit to -

Country

**Search**

- Once you do the search, the name(s) will come up. If there is more than one result, select the correct person – look for Type Paid Member. Former members and customers are not eligible. Hit the green **Nominate** button.

**Nominate a Colleague for an Award**

Select the award and use the selections below to find the person you want to nominate.

**PLEASE NOTE:** To submit a nomination, your SPE password must be at least 8 characters, including one number, one uppercase letter, and one lowercase letter.

If you need to update your SPE password to meet these conditions, [get password assistance](#).

REGIONAL ▾ | [select an award] ▾

- search by -

Email address [Email address of Nominee]

**OR**

First Name [First(Given) Name]   
**AND/OR**  
 Last Name [Last(Family) Name]

Jillian Thomas  
 Location: Calgary, AB, CA  
 Company: Society of Petroleum Engineers  
 Section:  
 Type: Paid Member

**Nominate**

- limit to -

Country

**Search**

- Once you hit the green **Nominate** button, the form will pop up populated with your information and the candidate information. If the candidate has given permission, you can view their SPE member profile by clicking **Profile Link**. You will have to provide your SPE credentials again to view it.

[Profile Link](#)

**Nominator Information**

Your Last Name (Family Name) \*

Your First Name (Forename) \*

Your SPE Member Number \*

Your Email \*

Email Permission \*  By submitting this nomination, you agree that SPE may contact you via email regarding the SPE Award Program. [?](#)

Confirmation \*  I confirm I have reviewed the Effective Nomination document on the [spe.org/awards](http://spe.org/awards) page [?](#)

**Candidate Information**

Required fields are marked with an \*

Candidate's Full Name \*

Candidate's Last Name (Family Name) \*

Candidates' First Name (Forename) \*

Candidate's SPE Member Number \*

Company

Country

SPE Region

7. The most time consuming will be the statements of Candidate support. In the first field, the nominator should supply a summary statement, something like a citation, describing why the candidate should receive the award. This field is limited to 500 characters.


The second field should contain specific details of the of the candidates' accomplishment related to the award that show they are worthy to be the recipient. For example:

- For technical awards: What specific projects or programs did they implement? How did the technology developed impact on the industry? How did it improve operations? How did it increase production? How did it influence the technical knowledge of other members?
- For service awards: How did their volunteer service help their fellow members, or members of the greater community in the case of Public Service? How much did their service grow SPE membership, technical knowledge sharing, better their community in the case of Public Service? How many people benefitted?
- For faculty: How did they go above and beyond to help their students? How did their research impact the industry?
- For YMOS: What did the candidate do to provide public service in the community service arena? How did they serve their colleagues in SPE? Both elements must be present.

**1- Statement of the significant reason why candidate should be selected for this award:**


A one sentence statement (500 character limit) summarizing the accomplishments of the candidate that meet the award criteria.

Required Statement \*



**2. Describe specific examples of the candidate's work that support the award criteria** (25,000 character limit):

Specific examples required \*



8. Optional: You can upload up to 3 letters of recommendation supporting the nomination from colleagues familiar with the candidate’s body of work. Select the file from your computer and the system will upload it.

**NEW Optional-Recommendation Information**

**Optional** – You can submit letters of recommendation supporting this nomination from 3 colleagues familiar with the candidate's body of work. You can upload the letters here. The letters must be in .pdf, .doc or .docx format. Upload the letters before submitting the nomination form.

Letter of Recommendation 1    
(maximum size 20MB)

Letter of Recommendation 2    
(maximum size 20MB)

Letter of Recommendation 3    
(maximum size 20MB)

9. Once you have filled out all the necessary information you can submit. If you still want to go back to edit the nomination, please select save draft and continue editing. Please note if you save as a draft and don’t eventually return to submit, the judges will not review the nomination. You must submit the nomination in order for the judges to review it. They will not review drafts.

Save Draft  Submit  
AND  
 Continue Editing  Return to Menu

Or

Save Draft  Submit  
AND  
 Submit  Return to Menu

10. Once you have successfully submitted the nomination you should see the below screen. If you do not see this screen, you should go back check for errors, fix them and then re-submit.



## Regional Awards

[Logout and return to SPE](#)

[Return to Menu](#)

Your checkout has been completed and your applications have been submitted.

Order ID: [320854](#)

Submitted nominations: 1